



2020- 2021

	1
1	2
1.1	2
1.2	2
2	3
2.1	3
2.2	6
3	7
3.1	7
3.2	8
3.3	11
3.4	12
4	13
4.1	13
4.2	14
4.3	15
5	15
5.1	15
5.2	15
6	16
6.1.	16
6.2	16

2016

2010- 2020

2018- 2022

"

"

425

080701

3-6

21

11

7 ,

2

2019

2020 5 ,

1

1

1

2000

2000

3

2016

VEX U

48

15. 38% 91%

18. 29%

93%

27

1

1

学年度	专业名称	录取人数	报到率	本专业在校 总人数
2018-2019 学年	电子信息工程	130	97.69%	127
2019-2020 学年	电子信息工程	116	98.27%	114
2020-2021 学年	电子信息工程	106	100%	106

2

1.

7 , 2 21 2 13

8 35 45 12 35 2 45 45

57. 14% 4 14

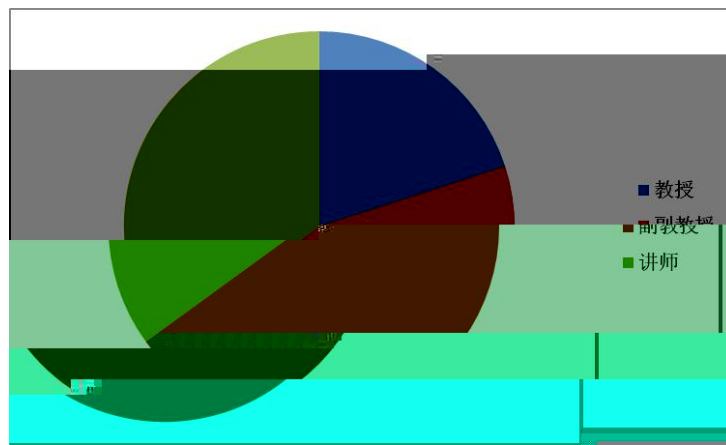
66. 67%

33. 34% 42. 86% 41. 2%

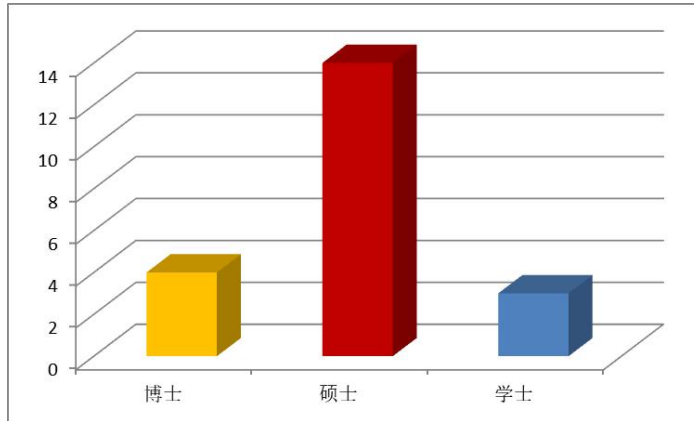
58. 34%

12 ,

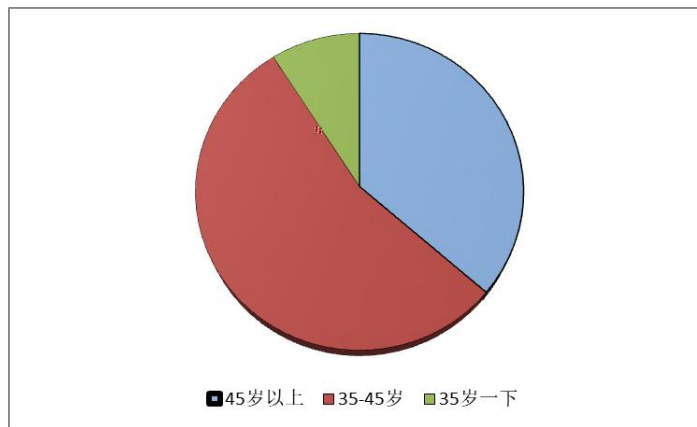
1 2 2. 3



1



2



3

1

1

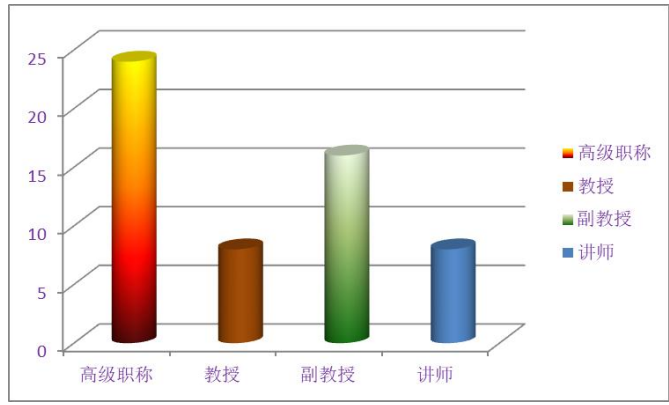
2.

2020- 2021

25

88%

4



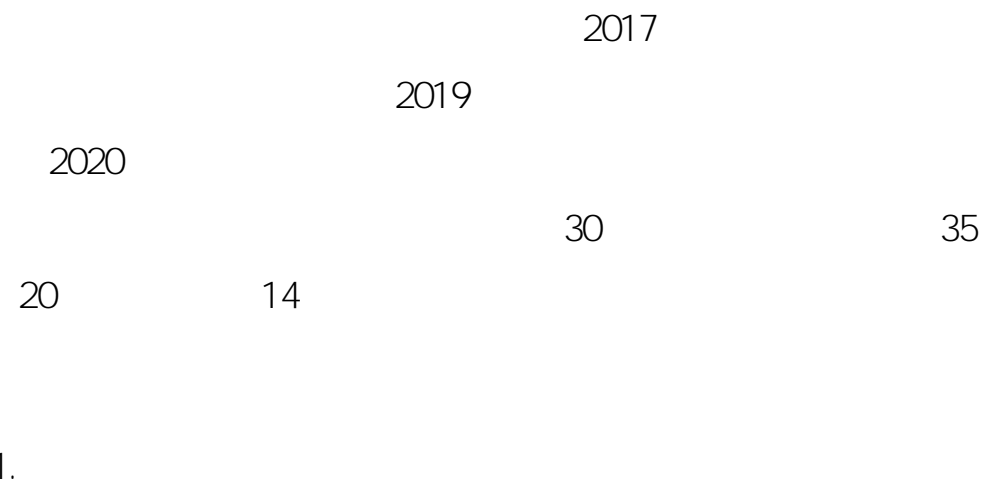
4

3.

“ ”

“ ”

4.



1.

2020-2021
24 100%

A301 A306

4

100%

12

2000

6

8

d b

2

1.

0

"

"

A

3.

1.

"

"

1

2

3

1.

100%

"

"

2

2021

177

2021

31

6

17

74.19% 4 24

75 2021

1

2

3

3-5

2020- 2021

2

3

2

'

"

"

" "

1

2020- 2021

2

50%

25 %

2020- 2021

3

24

4.2

4.3

2020- 2021

5.1

2020- 2021

96%

2

5.2

2020- 2021

171

2021

95%

2021

16. 38%

2020- 2021

93. 38 %

6

6.1.

1.

2.

3.

4.

6.2

1.

2020

2.

2-4

3.

4.